



CONSTRUCT®

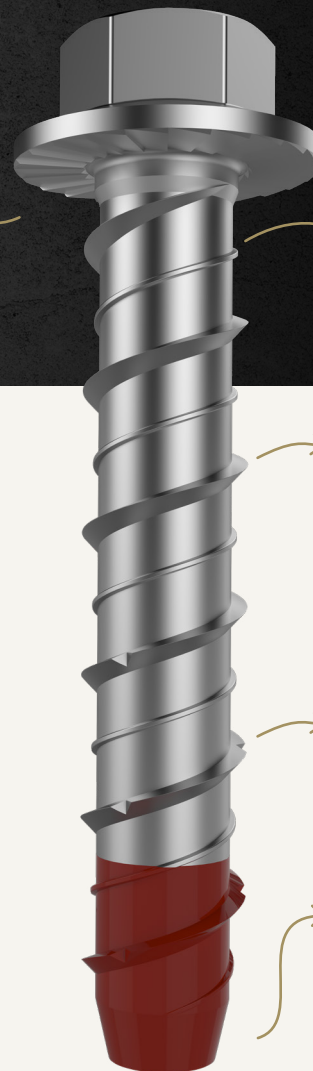


XBolt

Wide range of concrete Screw Anchors

<p>SCREW ANCHOR HEX FLANGE</p> <p>XBolt</p> <p>MXHMSGM</p> <p>MGAL CARBON STEEL HEC</p>	<p>SCREW ANCHOR HEX FLANGE</p> <p>XBolt</p> <p>MXHMSYM</p> <p>ZYP CARBON STEEL HEC</p>	<p>SCREW ANCHOR VERTICAL HANGER</p> <p>XBolt</p> <p>MXVMSZIM</p> <p>Z/P CARBON STEEL HEC</p>	
<p>SCREW ANCHOR COUPLER</p> <p>XBolt</p> <p>MXCMSGM</p> <p>MGAL CARBON STEEL HEC</p>	<p>SCREW ANCHOR COUPLER</p> <p>XBolt</p> <p>MXCMSYM</p> <p>ZYP CARBON STEEL HEC</p>	<p>SCREW ANCHOR CSK HEX</p> <p>XBolt</p> <p>MXKMSGM</p> <p>MGAL CARBON STEEL HEC</p>	<p>SCREW ANCHOR CSK HEX</p> <p>XBolt</p> <p>MXKMSYM</p> <p>ZYP CARBON STEEL HEC</p>
<p>SCREW ANCHOR BUTTON TORX</p> <p>XBolt</p> <p>MXDMSGM</p> <p>MGAL CARBON STEEL HEC</p>	<p>SCREW ANCHOR EYE BOLT</p> <p>XBolt</p> <p>MXEMSYM</p> <p>ZYP CARBON STEEL HEC</p>	<p>VERTICAL HANGER SOCKET</p> <p>XBolt</p> <p>MXSVSM</p> <p>BLUE FOR M10 XBOLT® HEC</p>	<p>NEW SCREW ANCHOR BITE INTERNAL HEX</p> <p>XBolt BITE</p> <p>MXBMSRM</p> <p>R1000 HOURS CARBON STEEL HEC</p>

Serrated flange head for improved fixture grip.



Heat-treated carbon steel for secured concrete tapping.

Optimised thread profile and pitch for easy installation and reliable performance.

Thread indentation for improved concrete tapping.

Tapered end for easier insertion into the hole.



CLAWBOLT®

Pre-assembled Through Bolt Wedge Anchors



WEDGE ANCHOR

CLAWBOLT

316



MAW16PCM

316
STAINLESS STEEL
HEC



Check out our Clawbolt® hoodies in our Merchandise at hobson.com.au



WEDGE ANCHOR


CLAWBOLT



MAW58GCM

MGAL
SS 304 RING
HEC / CLASS 5.8

MGAL & SS 304



Mechanically galvanised with 304 Stainless Steel Clip.

Engineered clip for reduced rotation and optimal expansion.

WEDGE ANCHOR

CLAWBOLT



MAW46GCM

MGAL
SS 304 RING
HEC / CLASS 4.6

WEDGE ANCHOR

CLAWBOLT




MAW58YCM

ZYP
HEC
CLASS 5.8

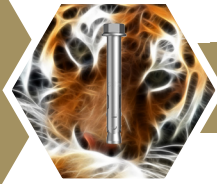
WEDGE ANCHOR

CLAWBOLT





MAW46YCM



ZYP
HEC
CLASS 4.6






TY9aBolt®

Fully-assembled Sleeve Anchors

SLEEVE ANCHOR	SLEEVE ANCHOR
TY9aBolt®	TY9aBolt®
	
MTB16PM	MTBMSGM
316 STAINLESS STEEL HEC	MGAL CARBON STEEL HEC

SLEEVE ANCHOR	SLEEVE ANCHOR FLUSH HEAD
TY9aBolt®	TY9aBolt®
	
MTBMSYM	MTH16PM
ZYP CARBON STEEL HEC	316 STAINLESS STEEL HEC

NEW SLEEVE ANCHOR CSK PHILLIPS
TY9aBolt®

MTC88YM
ZYP HEC CLASS 8.8

FLUSH HEAD SLEEVE ANCHOR	NEW SLEEVE ANCHOR EYE
TY9aBolt®	TY9aBolt®
	
MTH88YM	MTEMSYM
ZYP HEC CLASS 8.8	ZYP CARBON STEEL HEC

Serrated flange nut for improved fixture grip.



Expansion claws prevent rotation during tightening.

Cold-formed cone for efficient expansion of the sleeve.



H-IT[®]

Pre-expanded Mechanical Anchors

MUSHROOM ANCHOR

H-IT

316




MHA16PMM

316
STAINLESS STEEL
HEC

MUSHROOM ANCHOR

H-IT



MHAHTMMM

MGAL
CARBON STEEL
HEC

COUNTERSUNK ANCHOR

H-IT



MHAHTMCM

MGAL
CARBON STEEL
HEC

TIE WIRE ANCHOR

H-IT



MHAHTZTM

Z/P
CARBON STEEL
HEC

MINI SPLICE WEDGE

H-IT



MHWMSZSM

Z/P
CARBON STEEL
HEC





The H-IT anchor has an s-shaped kink which compresses against the straight hole to lock the fixing in place.




TX-CON

Concrete and Timber applications

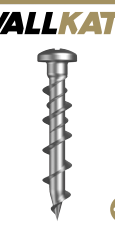
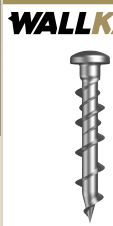
<p>FRAMING ANCHOR TORX</p>  <p>MTXSRGO</p> <p>R1000 HOURS CARBON STEEL HEC</p>	<p>SCREW ANCHOR CSK PHILLIPS</p>  <p>MTXTRCP</p> <p>R1000 HOURS CARBON STEEL HEC</p>	<p>SCREW ANCHOR HEX SLOTTED</p>  <p>MTXTRHL</p> <p>R1000 HOURS CARBON STEEL HEC</p>
--	--	---

R1000 hours protective coating.




WALLKATT

Universal Light Duty Screw Anchor

<p>UNIVERSAL PAN PHILLIPS</p>  <p>MWKXZPP</p> <p>Z/P CARBON STEEL HEC</p>	<p>UNIVERSAL PAN SQUARE</p>  <p>MWKXZPQ</p> <p>Z/P CARBON STEEL HEC</p>
--	--


Special thread design prevents spinning and stripping.





POST HEAD COUNTERSUNK INT THREAD

316




MPC16PM

316 STAINLESS STEEL HEC


Female Screw

Used as a decorative nut and installed on the protruding male thread.



Internally threaded


VERTICAL HANGER METAL



MVMMSZIM

Z/P CARBON STEEL HEC


VERTICAL HANGER TIMBER



MVWMSZIM

Z/P CARBON STEEL HEC

VERTICAL SIDE HANGER METAL



MVMMSZSM

Z/P CARBON STEEL HEC

VERTICAL HANGER SOCKET



MXSVS-SI

BLUE USE FOR SE/INT M6 M8 M10

TIE WIRE SUSPENSION ANCHOR



MSTMSYM

ZYP CARBON STEEL HEC

SUSPENSION ANCHOR



MSAMSYM

ZYP CARBON STEEL HEC

HOLLOW WALL ANCHOR TOOL RATCHET STYLE



MATWHR

CARBON STEEL HEC

Hollow Wall Tool and Anchor

MATWHR - recommended setting tool for the hollow wall anchor MWHZPCM.



HOLLOW WALL ANCHOR STANDARD



MWHZPCM

Z/P CARBON STEEL HEC

NEW SLEEVE ANCHOR COUNTERSUNK NUT



MTFHDS03

Z/P CARBON STEEL DS03 / SECURITY

NEW SLEEVE ANCHOR DOME NUT

304



MTFHDS08

304 STAINLESS STEEL DS08 / SECURITY

NEW SLEEVE ANCHOR DOME NUT



MTFHDS02

Z/P CARBON STEEL DS02 / SECURITY

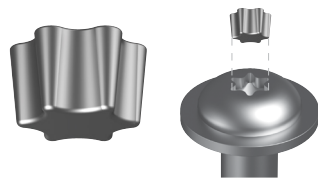
NEW SLEEVE ANCHOR MUSH HEAD TORX



MTFHDSE10

Z/P CLASS 8.8 DSE10 / SECURITY

NEW RECESS PLUG TORX



MTFOLB010

Z/P SECURITY HEC

KEY

B316
BI-METAL 316 STAINLESS

ALUM
ALUMINIUM

Z/P
ZINC PLATED
(RoHS COMPLIANT)

ZYP
ZINC YELLOW PASSIVATE

HDG
HOT DIP GALVANISED

MGAL
MECHANICAL GALVANISED

R10
R1000 HOURS PROTECTIVE COAT

NEW SPAGHETTI CONTINUOUS PLUG 5.5x5M



MWPSR55005

PLA HEC RED


NEW SPAGHETTI CONTINUOUS PLUG 5.0x50M



MWPSR50050

PLA HEC GREEN

NEW SPAGHETTI CONTINUOUS PLUG 5.5x50M




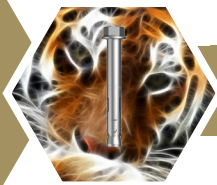
MWPSR55050

PLA HEC RED

Spaghetti Rolls

Continuous plugs, cut off at the required length.





1-2-3G SCREW TAPERED POINT	4-5-6G SCREW TAPERED POINT	8-9G SCREW TAPERED POINT	10-12G SCREW TAPERED POINT	14-16G SCREW TAPERED POINT	16-18G SCREW TAPERED POINT	20-24G SCREW TAPERED POINT
MWPFY PE HEC YELLOW	MWPFW PE HEC WHITE	MWPFRR PE HEC RED	MWPFGR PE HEC GREEN	MWPFBR PE HEC BLUE	MWPFOR PE HEC ORANGE	MWPFER PE HEC GREY
PANTHA PLUG® SUIT-8G SCREW	PANTHA PLUG® SUIT-8G SCREW	UNIVERSAL WALL PLUG TAPERED POINT	NEW RENDER WASHER	<h2>Render Washer</h2> <p>Designed to fix insulation panels.</p> <p>To be used with 10-gauge countersunk screws.</p>		
MWPPM Z/P METAL HEC	MWPPP NY PA66 HEC	MWPNUG NYLON GREY HEC GREY	WRPEBRM PE HEC BLUE			
DROP-IN SETTING TOOL	DROP-IN SETTING TOOL WITH HANDLE	DROP-IN ANCHOR WITH LIP	DROP-IN ANCHOR WITH LIP BUCKET	DROP-IN ANCHOR	DROP-IN ANCHOR	KEY
						NYLN NYLON NATURAL
MATMSZM Z/P CARBON STEEL HEC	MATR RED GRIP CARBON STEEL HEC	MDLMSYCM ZYP CARBON STEEL KNURLED BODY	MDKMSYCM 500 X M10 X 30 2 X 12MM SDS BITS 1 X HANDLE	MDI16PCM 316 STAINLESS STEEL PLAIN BODY	MDIMSYCM ZYP CARBON STEEL PLAIN BODY	NY PA66 NYLON POLYAMIDE PA66
						PE POLYETHYLENE
NAIL-IN ANCHOR MUSHROOM	NAIL-IN ANCHOR MUSHROOM	NAIL-IN ANCHOR MUSHROOM	NAIL-IN ANCHOR ROUND	NAIL-IN ANCHOR ROUND	NAIL-IN ANCHOR MUSHROOM	
						PLA PLASTIC
MNMNM NYLN STEEL PIN HEC	MNMSM NYLN & 304 STAINLESS STEEL PIN / HEC	MNRNM NYLN STEEL PIN HEC	MNRSM NYLN & 304 STAINLESS STEEL PIN / HEC	MNPZM Z/P HEC STEEL PIN		STEEL STEEL



Packing Shims



Available in carton and/or bucket

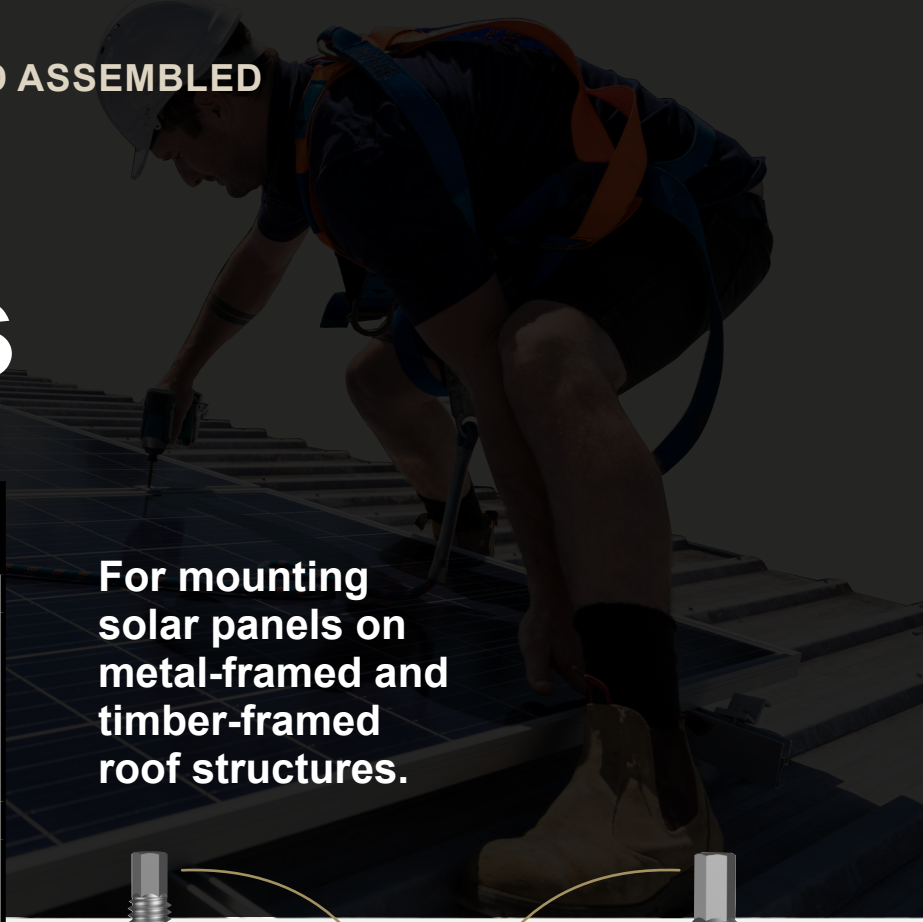
The easy solution for packing, levelling or spacing.

<p>NEW PACKING SHIMS WINDOW 1.0 - 10.0 X 75</p> <p>MPWAL075 ALUMINIUM HEC CARTON</p>	<p>NEW PACKING SHIMS WINDOW 1.0 - 10.0 X 90</p> <p>MPWAL090 ALUMINIUM HEC CARTON</p>	<p>NEW PACKING SHIMS WINDOW 1.0 - 10.0 X 140</p> <p>MPWAL140 ALUMINIUM HEC CARTON</p>				
<p>NEW PACKING SHIMS WINDOW 1.5 X 75</p> <p>MPWPL075015 PLA WHITE HEC / CARTON</p>	<p>NEW PACKING SHIMS WINDOW 3.2 X 75</p> <p>MPWPL075032 PLA BLUE HEC / CARTON</p>	<p>NEW PACKING SHIMS WINDOW 5.0 X 75</p> <p>MPWPL075050 PLA RED HEC / CARTON</p>	<p>NEW PACKING SHIMS WINDOW 6.4 X 75</p> <p>MPWPL075064 PLA GREEN HEC / CARTON</p>	<p>NEW PACKING SHIMS WINDOW 10.0 X 75</p> <p>MPWPL075100 PLA BLACK HEC / CARTON</p>	<p>NEW PACKING SHIMS WINDOW 1.5 - 10.0 X 90</p> <p>MPWPL090X PLA MIX (WHITE/BLUE/RED/GREEN/BLACK) HEC / CARTON</p>	
<p>NEW PACKING SHIMS WINDOW 1.5 X 75</p> <p>FTMPWPL075015 PLA WHITE HEC / BUCKET</p>	<p>NEW PACKING SHIMS WINDOW 3.2 X 75</p> <p>FTMPWPL075032 PLA BLUE HEC / BUCKET</p>	<p>NEW PACKING SHIMS WINDOW 5.0 X 75</p> <p>FTMPWPL075050 PLA RED HEC / BUCKET</p>	<p>NEW PACKING SHIMS WINDOW 6.4 X 75</p> <p>FTMPWPL075064 PLA GREEN HEC / BUCKET</p>	<p>NEW PACKING SHIMS WINDOW 10.0 X 75</p> <p>FTMPWPL075100 PLA BLACK HEC / BUCKET</p>	<p>NEW PACKING SHIMS WINDOW 1.5 - 10.0 X 75</p> <p>FTMPWPL075X PLA MIX HEC / BUCKET</p>	<p>NEW PACKING SHIMS WINDOW 1.5 - 10.0 X 90</p> <p>FTMPWPL090X PLA MIX HEC / BUCKET</p>






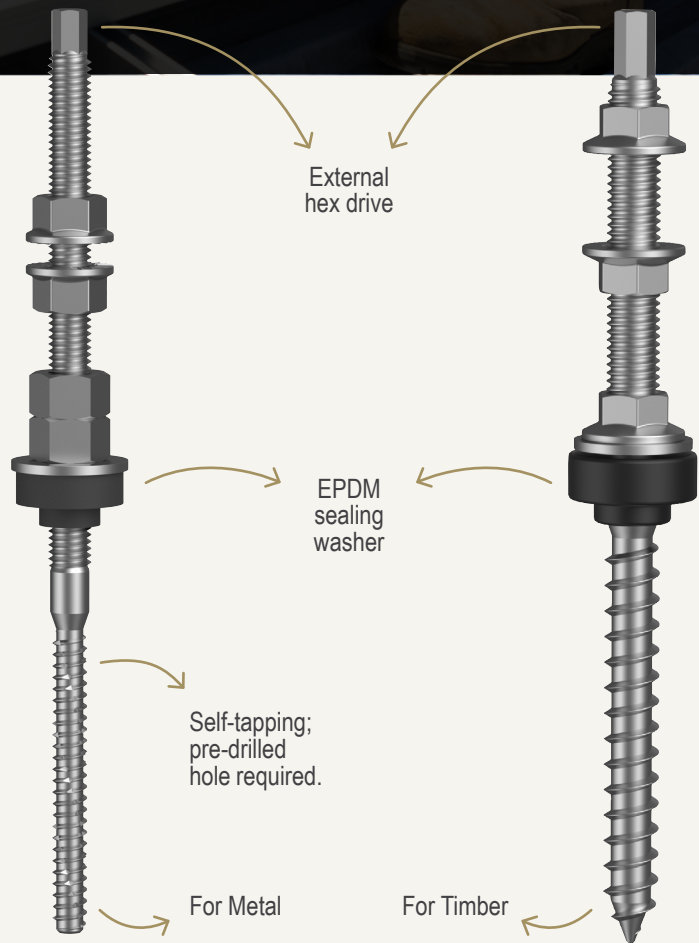
DUAL THREAD KITS SUPPLIED ASSEMBLED

Solar Screws



For mounting solar panels on metal-framed and timber-framed roof structures.


<p>NEW DUAL THREAD SOLAR SCREW KIT</p> <p>304</p>  <p>MTFERWA</p> <p>304 STAINLESS STEEL RWA22</p>	<p>NEW DUAL THREAD SOLAR SCREW KIT</p> <p>304</p>  <p>MTFENW210</p> <p>304 STAINLESS STEEL NW21</p>	<p>NEW DUAL THREAD SOLAR SCREW KIT</p> <p>304</p>  <p>MTFENW211</p> <p>304 STAINLESS STEEL NW21</p>
--	---	---





Chemical Anchors

Supplied with a nut and washer



MUNGO

Suitable for chemical injection system.



CHEMICAL ANCHOR KIT EXTERNAL HEX



MCA58YCM

ZYP
CLASS 5.8
CHISEL POINT

CHEMICAL ANCHOR KIT EXTERNAL HEX



MCA58GCM

HDG
CLASS 5.8
CHISEL POINT

NEW CHEMICAL ANCHOR KIT EXTERNAL HEX



MCA88GCM

HDG
CLASS 8.8
CHISEL POINT

External Hex

An external hex drive bit is included in each pack of external hex drive stud anchors.



CHEMICAL ANCHOR KIT EXTERNAL HEX



MCA16PCM

316
STAINLESS STEEL
CHISEL POINT

CHEMICAL ANCHOR KIT FLAT TOP STUD



MCS16PCM

316
STAINLESS STEEL
ANGLE POINT

CHEMICAL ANCHOR KIT FLAT TOP STUD



MCS58GCM

HDG
CLASS 5.8
ANGLE POINT

NEW CHEMICAL ANCHOR KIT FLAT TOP STUD



MCS88GCM

HDG
CLASS 8.8
ANGLE POINT


NEW INTERNAL THREAD STUD ANCHOR



MCIMSZDM

Z/P
CARBON STEEL
ANGLE POINT

NEW INTERNAL THREAD STUD ANCHOR




MC116PDM

316
STAINLESS STEEL
ANGLE POINT

Stud Anchor

Non-expanding anchor.



Top view



Internal thread



AS 5216 COMPLIANT

XBolt PRO

Professional Screw Anchor range

NEW SCREW ANCHOR HEX FLANGE	NEW SCREW ANCHOR HEX FLANGE	NEW SCREW ANCHOR HEX FLANGE	NEW SCREW ANCHOR CSK TORX	NEW SCREW ANCHOR DOME TORX	NEW SCREW ANCHOR STUD	NEW SCREW ANCHOR STUD
XBolt PRO	XBolt PRO	XBolt PRO	XBolt PRO	XBolt PRO	XBolt PRO	XBolt PRO
EXHMSR15M	EXHMSR18M	EXH6XP15M	EXK6XP15M	EXD6XP15M	EXSMSZD15M	EXSMSZD18M
R1000 HOURS ETA OPT 1 FIRE RATED	R1000 HOURS ETA OPT 1 / C1 C2 FIRE RATED	BI-METAL 316 SS ETA OPT 1 FIRE RATED	BI-METAL 316 SS ETA OPT 1 FIRE RATED	BI-METAL 316 SS ETA OPT 1 FIRE RATED	Z/P ETA OPT 1 FIRE RATED	Z/P ETA OPT 1 / C1 C2 FIRE RATED

AS 5216 COMPLIANT

CLAWBOLT PRO

Professional Wedge Anchor range






NEW WEDGE ACHOR	NEW WEDGE ACHOR	NEW WEDGE ACHOR	NEW WEDGE ACHOR	NEW WEDGE ACHOR	NEW WEDGE ACHOR	NEW WEDGE ACHOR
CLAWBOLT PRO	CLAWBOLT PRO	CLAWBOLT PRO	CLAWBOLT PRO	CLAWBOLT PRO	CLAWBOLT PRO	CLAWBOLT PRO
EAWMSZD15M	EAWMSGD15M	EAWMSZD17M	EAWMSZD18M	EAW16PD17M	EAW16PD18M	EAW16PD70M
Z/P ETA OPT 1 FIRE RATED	MGAL ETA OPT 1 FIRE RATED	Z/P ETA OPT 1 / C1 FIRE RATED	Z/P ETA OPT 1 / C1 C2 FIRE RATED	316 SS ETA OPT 1 / C1 FIRE RATED	316 SS ETA OPT 1 / C1 C2 FIRE RATED	316 SS ETA OPT 7 A4



AS 5216 COMPLIANT

DROP-IN PRO

Professional Drop-In Anchor range

<p>NEW DROP-IN PRO ANCHOR</p> <p>DROP-IN PRO</p>  <p>EDIMSZ73M</p> <p>Z/P ETA OPT 7 PART 6</p>	<p>NEW DROP-IN PRO ANCHOR</p> <p>DROP-IN PRO</p>  <p>EDIMSZ76M</p> <p>Z/P ETA OPT 7 / PART 6 FIRE RATED</p>	<p>NEW DROP-IN PRO ANCHOR WITH LIP</p> <p>DROP-IN PRO</p>  <p>EDLMSZ73M</p> <p>Z/P ETA OPT 7 PART 6</p>	<p>NEW DROP-IN PRO ANCHOR WITH LIP</p> <p>DROP-IN PRO</p>  <p>EDLMSZ76M</p> <p>Z/P ETA OPT 7 / PART 6 FIRE RATED</p>	<p>NEW DROP-IN PRO SETTING TOOL</p> <p>DROP-IN PRO</p>  <p>EDTMSZM</p> <p>ETA USE WITH EDIMSZ & EDLMSZ</p>
---	--	--	---	--


AS 5216 COMPLIANT

H-IT PRO

Professional Splice Wedge Anchor

NEW SPICE WEDGE ANCHOR

H-IT PRO



EHWMSZS37M

Z/P
ETAG 001 / PART 6
FIRE RATED

How to download ETA:

Click and download ETA from this logo in the Product Documents list at hobson.com.au

KEY



- ETA -

European Technical Assessment
Directly compatible with AS 5216



- Fire Rated -

Assessment of Resistance
Under Fire Exposure



- Category C1
and/or C2 -

Seismic Load Approval
Performance