





PLUMBING SCREWED BRASSWARE AS 3688

HEXAGON NIPPLES	PART NO.	SIZE INCH
	HN4	1/8
	HN8	1/4
	HN10	3/8
	HN15	1/2
	HN15CP	1/2 chrome plated
	HN20	3/4
	HN20CP	3/4 chrome plated
	HN25	1
	HN32	1 1/4
	HN40	1 1/2
	HN50	2
	HN65	2 1/2
	HN75	3
	HN100	4

REDUCING HEXAGON NIPPLES	PART NO.	SIZE INCH
	RHN84	1/4 x 1/8
	RHN108	3/8 x 1/4
	RHN154	1/2 x 1/8
	RHN158	1/2 x 1/4
	RHN1510	1/2 x 3/8
	RHN208	3/4 x 1/4
	RHN2010	3/4 x 3/8
	RHN2015	3/4 x 1/2
	RHN2015CP	3/4 x 1/2 chrome plated
	RHN2515	1 x 1/2
	RHN2520	1 x 3/4
	RHN3215	1 1/4 x 1/2
	RHN3220	1 1/4 x 3/4
	RHN3225	1 1/4 x 1
	RHN4020	1 1/2 x 3/4
	RHN4025	1 1/2 x 1
	RHN4032	1 1/2 x 1 1/4
	RHN5025	2 x 1
	RHN5032	2 x 1 1/4
	RHN5040	2 x 1 1/2
	RHN6550	2 1/2 x 2
	RHN7550	3 x 2
	RHN7565	3 x 2 1/2
	RHN10050	4 x 2
	RHN10065	4 x 2 1/2
	RHN10075	4 x 3

SCREWED NIPPLES (All Threads)	PART NO.	SIZE INCH
	SN15150	1/2 x 6
	SN15300	1/2 x 12
	SN20150	3/4 x 6
	SN20300	3/4 x 12
	SN25150	1 x 6
	SN25300	1 x 12
	SN32150	1 1/4 x 6
	SN32300	1 1/4 x 12
	SN40150	1 1/2 x 6
	SN40300	1 1/2 x 12
	SN50150	2 x 6
	SN50300	2 x 12

FEMALE ELBOWS	PART NO.	SIZE INCH
	FE4	1/8
	FE8	1/4
	FE10	3/8
	FE15	1/2
	FE15CP	1/2 chrome plated
	FE20	3/4
	FE20CP	3/4 chrome plated
	FE25	1
	FE32	1 1/4
	FE40	1 1/2
	FE50	2
	FE65	2 1/2
	FE75	3

M & F ELBOWS	PART NO.	SIZE INCH
	MFE4	1/8
	MFE8	1/4
	MFE10	3/8
	MFE15	1/2
	MFE15CP	1/2 chrome plated
	MFE20	3/4
	MFE20CP	3/4 chrome plated
	MFE25	1
	MFE32	1 1/4
	MFE40	1 1/2
	MFE50	2